

Scaled data based on original data using  
LM-79-08 Approved Method: Electrical and Photometric Measurements of Solid-  
State Lighting Products

Test Report Prepared for  
Cooper Lighting Solutions  
(formerly Eaton)

Brand: INVUE

Report Number: P162265

Luminaire Tested: **ECM-E01-LED-E1-SL2-HSS-8030**

Issue Date: 03/03/2020

**Test Information**

Test Method: LM-79-08  
Report Number: P162265  
REPORT IS SCALED FROM IESNA LM-79-08 TEST DATA (P33726)  
Test Lab: INNOVATION CENTER-P3  
Issue Date: 03/03/2020  
Manufacturer: COOPER LIGHTING SOLUTIONS (FORMERLY EATON)  
Product Line: INVUE  
Catalog Number: ECM-E01-LED-E1-SL2-HSS-8030  
Description: EPIC CLASSICAL MEDIUM DECORATIVE LED LUMINAIRE  
(1) LIGHTBARS WITH AccuLED OPTICS - TYPE 2 W/ SPILL LIGHT CONTROL AND HOUSE SIDE SHIELD  
Light Source: (21) 3000K CCT, 80 CRI LEDs  
Ballast/Driver: -

**Summary**

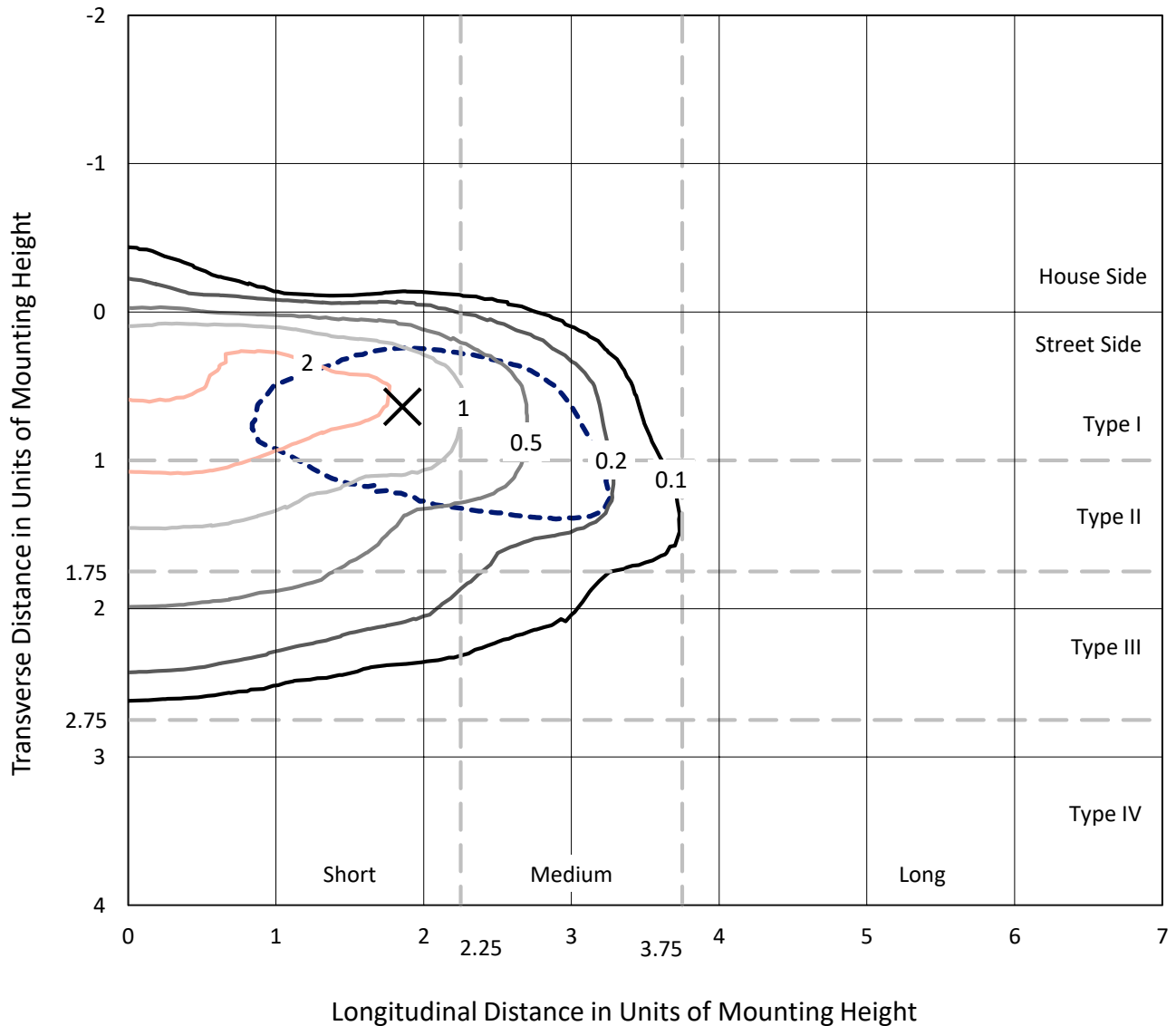
Lumens per Lamp: N/A  
Luminaire Lumens: 1471.3 lumens  
Efficiency: N/A  
Efficacy: 59.6 lumens/watt  
Luminous Opening: Rectangular w/ Sides (W: 0.17' x L: 1' x H: 0.1')  
IES Classification: Type II - Short - Non-Cutoff  
BUG Rating: B0 - U0 - G1  
  
Input Watts (W): 24.7  
Input Voltage (V): NR  
Input Current (Ain): NR  
Voltage Rise (V): NR  
Power Factor: NR  
Total Harmonic Distortion (THDi): NR  
Frequency (hertz): 60  
Stabilization Time: NR  
Operation Time: NR  
Ambient Temperature (°C): NR  
Test Distance: 25 FT



REPORT NUMBER: P162265  
 CATALOG NUMBER: ECM-E01-LED-E1-SL2-HSS-8030

### Iso-Footcandle Lines of Horizontal Illumination

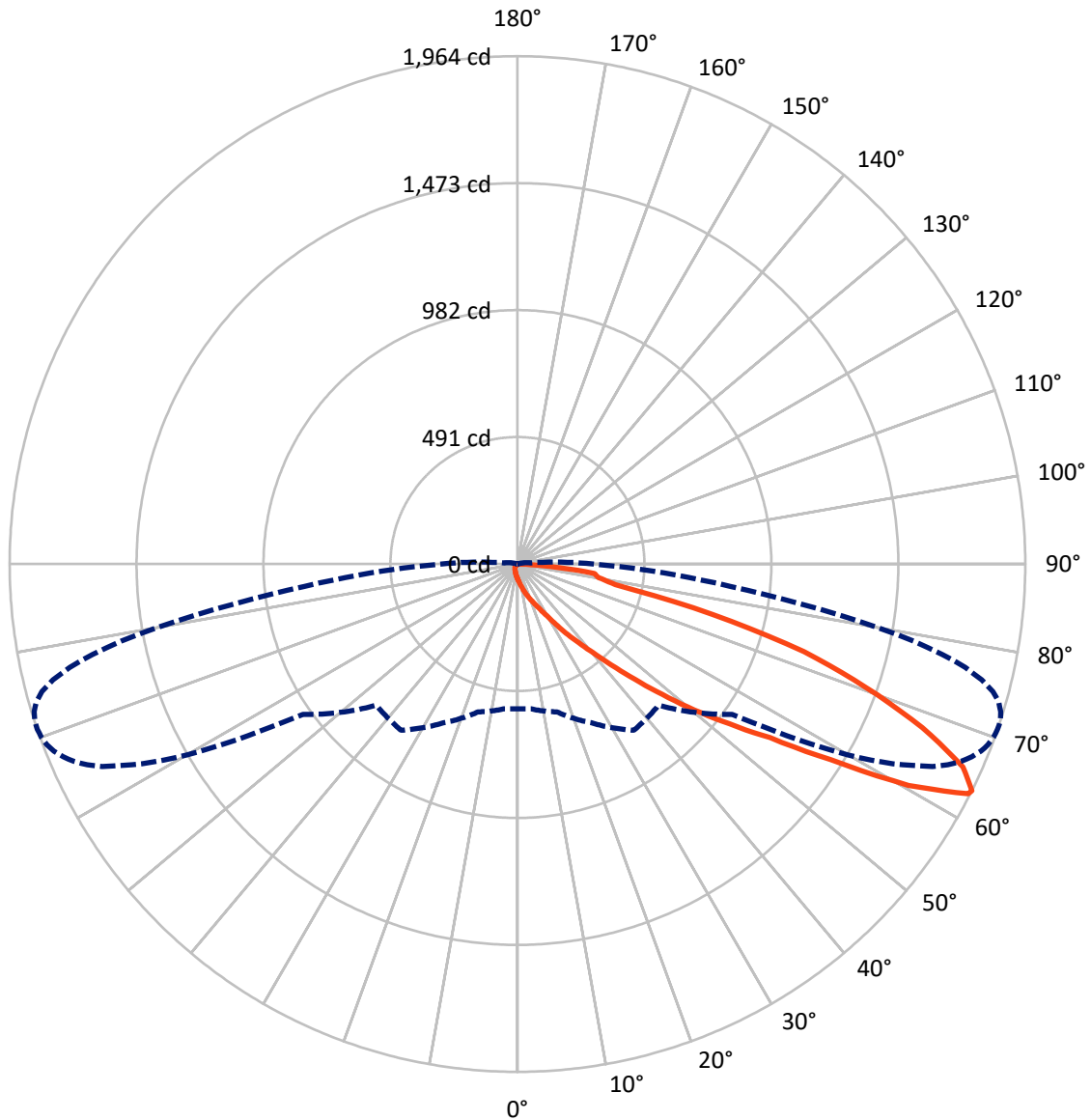
✕ Max cd  
 - - - 1/2 Max cd



Based on 10 foot mounting height. Maximum calculated value = 3.1 fc  
 Type II - Short - Non-Cutoff

REPORT NUMBER: P162265  
CATALOG NUMBER: ECM-E01-LED-E1-SL2-HSS-8030

### Luminous Intensity Polar Plot



— Vertical Plane Through 71-Deg Lateral    - - - Horizontal Cone Through 63-Deg Vertical

REPORT NUMBER: P162265

CATALOG NUMBER: ECM-E01-LED-E1-SL2-HSS-8030

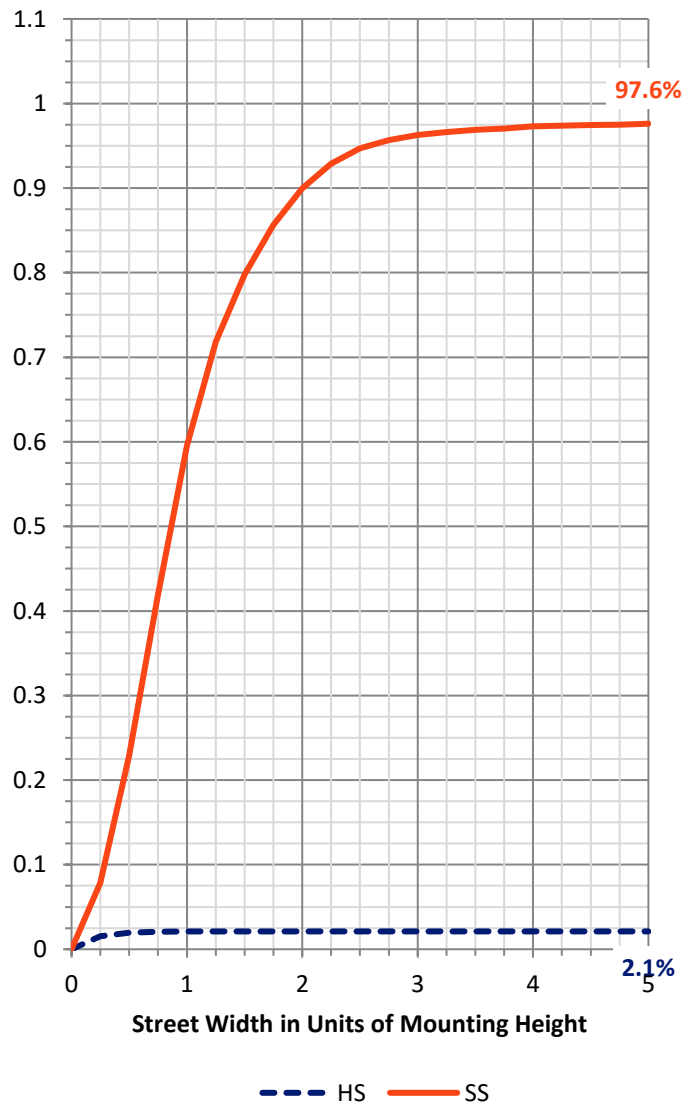
**FLUX DISTRIBUTION:**

		Downward	Upward	Total
<b>House Side</b>	Lumens	31.2	0.0	31.2
	% Fixture	2.1	0.0	2.1
<b>Street Side</b>	Lumens	1440.1	0.0	1440.1
	% Fixture	97.9	0.0	97.9
<b>Total</b>	Lumens	1471.3	0.0	1471.3
	% Fixture	100.0	0.0	100.0

**Coefficient of Utilization**

**ZONAL LUMENS:**

Zone	Lumens	% Fixture
0°-10°	6.2	0.4
10°-20°	24.2	1.6
20°-30°	49.1	3.3
30°-40°	120.1	8.2
40°-50°	268.5	18.2
50°-60°	377.5	25.7
60°-70°	443.9	30.2
70°-80°	160.3	10.9
80°-90°	21.4	1.5
90°-100°	0.0	0.0
100°-110°	0.0	0.0
110°-120°	0.0	0.0
120°-130°	0.0	0.0
130°-140°	0.0	0.0
140°-150°	0.0	0.0
150°-160°	0.0	0.0
160°-170°	0.0	0.0
170°-180°	0.0	0.0
0°-90°	1471.3	100.0
0°-180°	1471.3	100.0



REPORT NUMBER: P162265

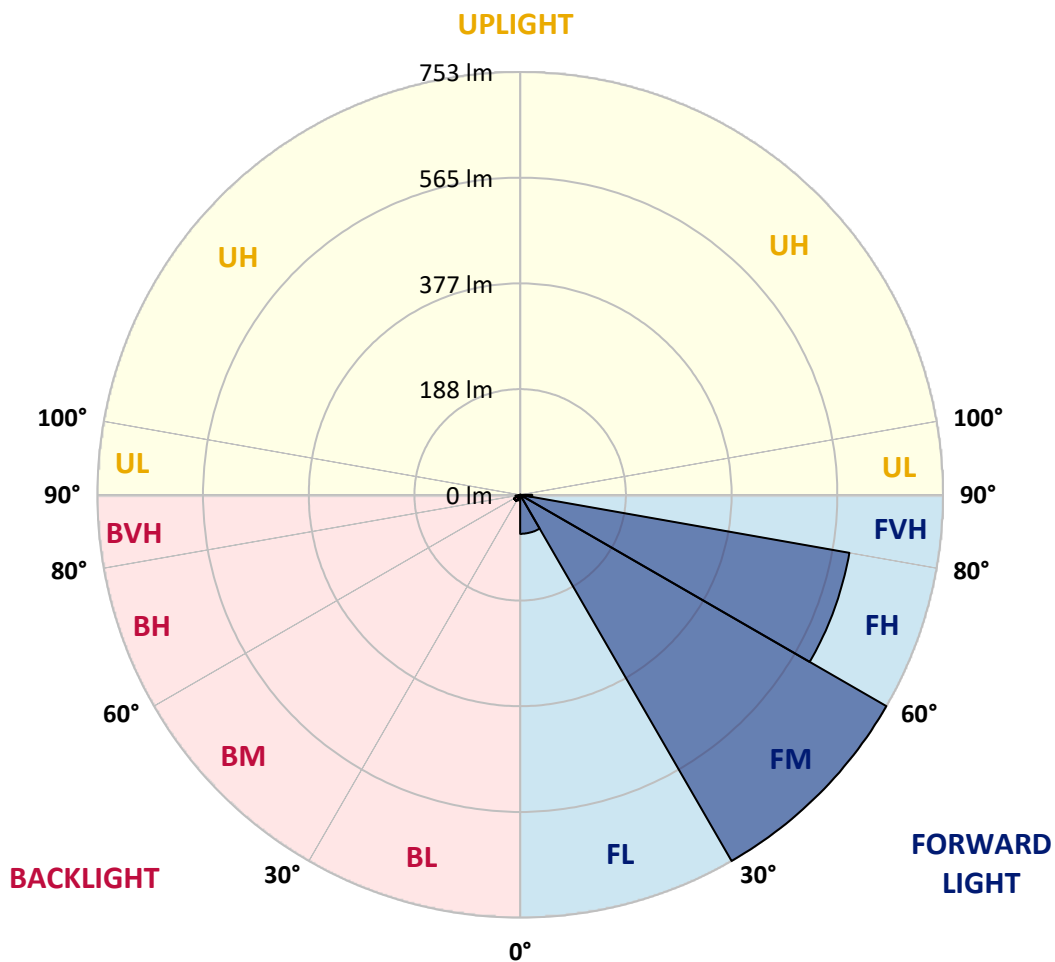
CATALOG NUMBER: ECM-E01-LED-E1-SL2-HSS-8030

**LUMINAIRE CLASSIFICATION SYSTEM LUMEN TABLE AND BUG RATING:**

Zone	Lumens	% Fixture	Zone Rating/Lumen Limit		
			B	U	G
FL (0°-30°)	69.5	4.7			
FM (30°-60°)	753.5	51.2			
FH (60°-80°)	595.7	40.5			G0/660
FVH (80°-90°)	21.4	1.5			G1/100
BL (0°-30°)	10.0	0.7	B0/110		
BM (30°-60°)	12.6	0.9	B0/220		
BH (60°-80°)	8.6	0.6	B0/110		G0/110
BVH (80°-90°)	0.0	0.0			G0/10
UL (90°-100°)	0.0	0.0		U0/0	
UH (100°-180°)	0.0	0.0		U0/0	

**BUG Rating: B0-U0-G1**

Type II Short





REPORT NUMBER: P162265  
 CATALOG NUMBER: ECM-E01-LED-E1-SL2-HSS-8030

**CANDELA DISTRIBUTION (FULL):**

	0°	5°	15°	25°	35°	45°	55°	56°	57°	58°	59°
0°	56.4	56.4	56.4	56.4	56.4	56.4	56.4	56.4	56.4	56.4	56.4
2.5°	73.8	74.6	74.1	72.8	71.1	69.0	67.1	67.1	66.9	66.1	66.3
5°	96.8	97.1	96.0	92.8	89.9	85.3	80.2	79.7	79.2	78.4	78.1
7.5°	119.3	120.4	119.3	115.8	109.9	103.0	94.9	94.2	92.6	92.6	91.5
10°	142.3	142.3	141.2	137.2	131.9	122.0	111.8	110.5	108.6	108.1	106.5
12.5°	158.6	158.6	158.1	155.9	151.7	142.8	130.5	129.2	126.8	126.0	124.1
15°	165.0	165.0	165.3	167.2	167.4	163.4	150.6	149.5	147.1	145.0	144.2
17.5°	169.1	168.8	168.8	171.4	176.3	179.0	170.7	169.6	166.9	165.8	163.2
20°	177.9	177.4	175.7	175.7	180.3	189.6	189.6	189.4	186.4	185.6	184.3
22.5°	191.0	190.4	185.6	181.6	183.8	195.5	206.5	206.0	204.9	203.8	203.0
25°	212.4	210.5	202.2	190.4	188.6	201.2	219.3	220.7	221.5	221.5	222.0
27.5°	244.7	242.3	227.6	205.7	197.4	210.2	233.5	236.2	238.6	239.1	241.5
30°	289.7	285.4	264.3	232.2	213.2	223.6	254.4	257.3	260.8	261.9	265.6
32.5°	363.5	361.1	340.8	292.6	252.0	249.8	283.5	287.3	291.8	293.7	298.2
35°	475.8	476.4	459.8	416.5	360.3	330.9	335.7	338.9	340.5	346.1	348.5
37.5°	552.1	553.4	557.1	540.0	499.9	470.0	432.2	435.7	427.4	428.2	428.5
40°	593.8	598.1	620.0	636.6	633.4	616.0	585.8	587.6	572.1	568.7	551.8
42.5°	621.6	627.2	662.3	713.6	739.8	755.6	748.7	747.9	735.8	731.3	717.1
45°	639.0	644.1	688.2	763.9	824.4	870.4	889.4	891.5	881.4	876.8	865.0
47.5°	638.2	644.1	691.4	782.6	871.7	945.3	998.8	1001.4	1007.6	1003.6	1004.4
50°	602.9	608.5	656.1	750.8	857.8	979.5	1077.4	1086.0	1095.9	1102.5	1105.7
52.5°	560.1	564.1	606.4	696.2	798.4	965.3	1123.9	1138.7	1153.4	1165.9	1174.8
55°	544.3	548.9	582.0	656.7	750.8	905.9	1145.6	1167.3	1188.1	1208.7	1225.6
57.5°	552.6	556.9	580.7	637.9	722.5	843.3	1151.8	1185.5	1219.7	1253.1	1286.3
60°	583.1	587.6	608.0	655.3	715.0	807.2	1127.7	1183.6	1240.6	1298.9	1353.7
62.5°	571.1	572.9	602.9	685.8	768.5	776.5	1040.2	1118.3	1205.2	1295.1	1383.7
63°	559.6	561.7	592.2	677.5	784.8	771.9	1013.2	1095.6	1187.3	1284.2	1380.5
65°	507.4	507.7	531.0	598.4	766.6	780.0	892.8	971.5	1076.9	1193.0	1314.7
67.5°	378.8	376.9	399.3	450.7	601.8	780.2	766.3	810.5	883.7	986.7	1095.9
70°	134.3	131.3	167.7	238.8	375.0	638.2	658.5	661.5	681.8	737.4	805.9
72.5°	43.6	44.4	53.5	87.5	172.8	429.6	596.2	587.1	581.8	581.5	590.6
75°	17.4	17.7	21.4	38.8	77.6	207.0	522.1	527.2	529.1	531.7	534.7
77.5°	8.3	9.1	12.0	21.7	38.5	102.4	373.7	416.7	441.4	460.3	471.8
80°	3.0	3.5	6.7	13.4	17.9	47.1	196.9	237.5	273.6	320.2	360.3
82.5°	0.0	0.0	1.4	9.4	9.9	19.0	80.8	94.7	108.3	140.4	180.3
85°	0.0	0.0	0.0	2.7	3.0	3.2	27.3	32.9	36.9	43.1	49.7
87.5°	0.0	0.0	0.0	0.0	0.0	0.0	0.3	0.8	1.6	4.0	6.2
90°	0.0	0.0	0.0	0.0	0.0	0.0	0.0	0.0	0.0	0.0	0.0



REPORT NUMBER: P162265  
 CATALOG NUMBER: ECM-E01-LED-E1-SL2-HSS-8030

**CANDELA DISTRIBUTION (continued):**

	60°	61°	62°	64°	65°	66°	67°	68°	69°	70°	71°
0°	56.4	56.4	56.4	56.4	56.4	56.4	56.4	56.4	56.4	56.4	56.4
2.5°	65.8	65.5	65.5	65.0	64.7	64.2	63.9	63.1	62.8	62.8	62.8
5°	77.8	76.8	76.2	74.9	74.1	73.8	72.5	72.0	71.1	71.4	70.1
7.5°	91.2	89.4	88.5	86.6	86.1	84.3	83.7	82.4	81.6	80.0	79.4
10°	105.9	103.5	102.2	99.2	98.4	97.1	95.5	93.9	92.6	91.0	90.1
12.5°	122.8	120.6	119.6	115.5	113.7	111.8	109.7	107.5	105.4	104.0	102.2
15°	142.6	139.1	138.0	134.3	131.1	128.7	125.7	123.0	121.4	118.7	116.9
17.5°	162.1	158.6	157.8	152.2	148.7	147.1	143.9	140.4	137.5	134.8	131.9
20°	181.6	179.2	177.1	171.7	168.0	165.3	161.0	157.5	155.1	151.4	147.6
22.5°	201.2	198.7	197.1	191.5	188.0	184.3	180.6	176.8	173.3	168.8	164.5
25°	221.2	219.6	218.8	213.7	210.5	207.0	203.3	199.0	194.7	189.6	185.1
27.5°	242.1	242.6	241.0	239.9	236.5	234.0	228.2	225.2	222.0	215.9	210.2
30°	268.6	270.2	269.6	270.4	268.3	266.7	262.1	258.4	254.6	248.8	242.3
32.5°	302.0	304.1	305.2	308.1	307.1	306.5	305.2	299.8	297.2	287.0	284.3
35°	353.6	352.5	357.1	359.5	358.4	357.9	356.3	353.4	350.1	342.9	336.2
37.5°	420.7	421.8	423.4	418.6	415.4	415.1	410.3	407.4	402.8	394.8	386.8
40°	543.8	537.1	529.6	509.3	500.5	495.4	481.2	477.2	469.4	458.5	450.2
42.5°	703.7	697.1	674.6	640.6	622.4	597.3	585.8	571.6	560.6	542.7	533.1
45°	862.6	843.3	840.7	801.1	778.6	745.5	724.9	701.0	676.2	652.7	635.5
47.5°	996.6	992.3	979.2	955.2	934.3	906.5	880.0	843.3	817.7	784.2	753.5
50°	1103.9	1103.6	1098.8	1084.9	1067.5	1045.0	1021.8	990.7	961.6	920.7	887.8
52.5°	1184.1	1188.4	1190.0	1185.7	1179.1	1159.2	1147.5	1121.5	1096.9	1062.2	1026.6
55°	1243.0	1258.8	1266.8	1275.9	1274.0	1267.1	1266.5	1249.7	1238.4	1210.9	1185.7
57.5°	1315.7	1341.7	1366.5	1410.7	1412.3	1427.8	1435.8	1443.8	1446.0	1435.0	1426.7
60°	1408.3	1461.2	1508.3	1600.6	1624.7	1662.6	1687.3	1714.0	1736.7	1738.6	1738.1
62.5°	1473.5	1555.1	1631.1	1768.0	1814.8	1858.7	1891.6	1917.5	1933.3	1949.4	1956.9
63°	1475.4	1564.7	1645.5	1786.8	1836.0	1877.7	1909.0	1933.0	1949.6	1959.3	1964.1
65°	1430.2	1538.5	1634.8	1775.5	1821.8	1863.8	1880.1	1895.9	1903.9	1907.6	1893.5
67.5°	1212.2	1318.1	1430.5	1587.7	1627.3	1677.6	1691.0	1699.0	1702.8	1702.0	1689.9
70°	906.5	995.3	1120.2	1299.9	1352.4	1401.6	1432.1	1445.2	1449.5	1448.1	1430.2
72.5°	632.9	685.0	788.0	988.1	1059.5	1122.6	1160.3	1179.8	1183.9	1175.8	1159.2
75°	531.5	534.2	557.4	666.8	733.7	801.1	843.6	855.9	847.9	823.6	781.3
77.5°	474.5	480.4	480.4	496.7	509.8	528.5	532.6	502.6	467.8	422.9	386.5
80°	398.0	418.6	433.1	445.1	446.4	442.7	432.8	415.9	389.2	355.0	317.0
82.5°	241.8	282.5	299.0	361.1	391.6	412.2	410.6	388.1	367.8	332.2	299.8
85°	61.0	65.8	71.4	92.8	104.0	127.0	141.5	148.2	150.6	138.3	125.2
87.5°	5.9	4.0	6.7	5.1	7.2	5.3	7.2	6.7	8.3	8.8	9.6
90°	0.0	0.0	0.0	0.0	0.0	0.0	0.0	0.0	0.0	0.0	0.0





REPORT NUMBER: P162265  
 CATALOG NUMBER: ECM-E01-LED-E1-SL2-HSS-8030

**CANDELA DISTRIBUTION (continued):**

	72°	73°	74°	75°	76°	77°	78°	79°	80°	81°	82°
0°	56.4	56.4	56.4	56.4	56.4	56.4	56.4	56.4	56.4	56.4	56.4
2.5°	62.3	62.1	61.8	61.5	61.2	61.0	60.5	60.5	59.9	59.6	59.4
5°	69.3	68.7	68.5	67.9	67.1	66.6	65.8	64.7	63.9	63.7	63.1
7.5°	78.1	76.8	76.2	75.4	74.4	72.8	71.7	70.9	69.5	68.7	67.1
10°	88.0	86.6	85.0	83.4	81.8	80.0	78.6	77.6	75.4	74.4	72.5
12.5°	100.6	98.2	96.3	94.2	92.0	89.9	88.3	85.0	83.2	80.8	79.2
15°	113.4	111.3	109.1	106.5	103.2	99.8	98.2	95.2	92.8	89.1	86.9
17.5°	128.9	124.9	121.7	118.5	115.5	112.3	109.1	104.6	101.1	97.9	93.6
20°	144.2	139.3	135.9	131.6	127.3	122.2	118.5	115.3	110.5	106.2	101.6
22.5°	160.5	155.7	150.1	145.8	139.9	135.9	130.8	125.4	120.6	115.0	109.4
25°	180.3	175.2	168.8	163.2	156.5	150.8	144.7	138.6	132.7	126.3	119.0
27.5°	204.6	199.3	192.3	185.6	176.8	169.8	164.0	155.7	148.2	140.2	131.9
30°	235.4	229.5	220.9	211.3	202.5	194.7	186.4	175.5	167.2	157.5	146.9
32.5°	275.5	268.6	257.1	248.0	237.0	226.8	215.3	204.4	192.6	180.0	167.7
35°	326.1	319.6	306.3	292.9	280.9	268.8	254.4	241.8	225.2	210.0	194.2
37.5°	378.5	367.0	354.7	340.2	325.2	310.8	293.1	275.8	256.8	240.2	220.4
40°	438.4	424.5	414.3	398.8	377.7	357.1	340.8	319.1	295.3	273.1	249.8
42.5°	520.5	505.0	486.8	463.3	448.0	424.0	402.8	377.2	345.8	321.0	292.9
45°	615.5	594.3	576.7	553.9	535.5	505.5	480.9	446.7	415.4	382.7	348.5
47.5°	723.8	697.6	671.9	649.4	620.0	590.6	559.3	522.9	482.8	446.9	406.3
50°	848.2	811.0	775.4	746.5	706.1	672.2	638.2	597.3	552.9	511.7	465.4
52.5°	986.5	943.4	896.3	851.9	805.1	761.5	720.6	673.5	624.0	573.7	522.1
55°	1153.4	1121.0	1065.6	1009.2	946.6	888.3	835.6	777.3	717.1	651.0	596.7
57.5°	1414.7	1398.9	1352.6	1296.2	1214.6	1143.7	1054.4	983.0	895.8	804.8	734.8
60°	1768.8	1749.3	1723.3	1677.6	1612.9	1516.6	1418.2	1307.2	1174.5	1048.5	929.0
62.5°	1957.7	1950.7	1929.6	1898.0	1837.6	1761.6	1662.4	1540.4	1390.6	1237.6	1085.1
63°	1963.3	1954.5	1936.3	1904.2	1851.0	1777.4	1680.0	1561.5	1415.0	1259.0	1103.3
65°	1887.3	1883.8	1865.4	1830.4	1794.0	1737.8	1662.4	1560.5	1437.4	1290.0	1135.2
67.5°	1673.9	1663.4	1635.1	1624.4	1599.0	1559.9	1502.4	1432.3	1344.3	1228.5	1094.8
70°	1415.8	1400.2	1364.7	1345.7	1314.7	1290.0	1255.0	1205.0	1150.7	1069.9	970.1
72.5°	1142.1	1110.0	1077.4	1027.9	984.6	940.7	901.9	866.6	807.0	774.4	698.7
75°	741.7	683.4	627.5	552.6	485.2	425.6	367.5	338.1	276.8	252.0	216.4
77.5°	352.0	319.4	275.5	241.5	198.2	161.8	132.1	99.2	77.8	61.0	46.5
80°	284.1	256.5	230.0	199.3	166.6	132.9	101.9	76.2	54.0	37.4	26.5
82.5°	253.3	223.3	190.7	169.6	147.4	120.6	99.0	80.8	59.6	43.6	29.7
85°	98.4	82.9	63.9	52.2	40.7	33.4	30.2	20.9	16.3	12.8	9.9
87.5°	8.6	6.9	5.6	3.7	4.0	2.1	2.4	1.6	1.4	1.4	1.1
90°	0.0	0.0	0.0	0.0	0.0	0.0	0.0	0.0	0.0	0.0	0.0



REPORT NUMBER: P162265  
 CATALOG NUMBER: ECM-E01-LED-E1-SL2-HSS-8030

**CANDELA DISTRIBUTION (continued):**

	83°	84°	85°	86°	87°	88°	89°	90°	95°	105°	115°
0°	56.4	56.4	56.4	56.4	56.4	56.4	56.4	56.4	56.4	56.4	56.4
2.5°	59.1	58.9	58.6	58.0	58.0	57.5	57.3	57.0	55.6	52.7	50.3
5°	62.1	61.5	61.0	60.2	59.6	58.9	58.3	57.5	54.6	49.0	44.1
7.5°	66.3	65.3	64.5	62.8	62.1	61.0	60.2	58.9	54.0	45.5	38.8
10°	71.4	69.5	68.2	66.3	64.7	63.4	62.1	60.2	53.5	41.7	34.0
12.5°	77.6	75.4	72.8	70.6	68.5	66.6	64.7	62.3	52.7	38.5	30.2
15°	83.7	80.5	78.6	75.7	72.8	70.1	67.4	65.3	53.0	35.0	27.0
17.5°	90.7	87.5	83.4	80.2	77.0	73.6	70.3	66.1	51.6	32.4	24.6
20°	97.4	92.8	89.1	85.0	80.5	76.2	72.2	68.5	50.6	29.7	22.5
22.5°	104.6	99.2	94.4	89.4	83.7	78.9	74.1	69.3	48.7	27.3	20.6
25°	113.4	107.3	100.3	94.2	88.3	82.4	76.2	70.3	46.8	25.2	19.3
27.5°	124.1	116.1	109.1	101.4	93.1	85.6	78.9	72.5	44.9	23.5	17.9
30°	137.7	128.4	118.5	108.6	99.8	91.2	81.8	73.8	43.1	21.9	16.6
32.5°	155.9	144.2	132.1	120.6	108.9	97.9	88.0	77.6	42.0	20.6	15.2
35°	180.0	164.8	150.1	135.6	121.4	108.1	95.2	83.4	42.0	19.0	13.6
37.5°	202.8	185.1	166.4	148.5	131.6	116.1	100.8	86.6	39.9	17.7	12.3
40°	227.3	206.2	184.3	163.2	142.8	123.6	106.2	89.9	38.0	16.0	11.0
42.5°	265.1	238.3	209.7	185.1	160.8	137.0	115.3	96.0	35.6	14.4	9.6
45°	314.6	280.6	246.9	216.9	185.9	156.7	131.1	107.3	35.0	13.1	8.3
47.5°	367.5	327.4	287.8	249.6	213.2	179.2	148.5	119.8	35.0	11.8	7.2
50°	420.2	369.9	327.7	283.3	242.3	202.2	165.6	132.9	35.3	10.7	5.9
52.5°	467.8	414.1	366.7	315.3	270.2	223.6	183.8	145.8	34.8	9.4	4.8
55°	533.9	470.8	415.9	359.2	306.3	253.8	208.6	165.0	35.0	8.3	4.0
57.5°	655.6	581.5	515.4	441.1	380.1	312.4	257.6	204.6	38.3	6.9	3.0
60°	830.3	734.0	641.2	550.5	472.9	392.4	321.3	258.9	44.9	5.6	2.1
62.5°	947.7	821.7	710.9	610.9	520.8	436.5	358.9	288.1	49.5	4.6	1.4
63°	959.7	829.4	718.2	614.9	522.9	438.7	360.6	290.2	49.7	4.3	1.4
65°	982.4	842.8	722.2	615.7	520.8	435.7	359.5	289.9	50.3	3.5	1.1
67.5°	956.5	822.2	698.9	592.7	502.1	418.3	346.1	279.2	50.0	2.4	0.8
70°	855.4	744.1	635.8	536.8	454.4	378.8	315.1	254.6	46.0	1.6	0.5
72.5°	628.0	552.3	468.4	396.9	342.4	284.3	242.6	191.2	35.6	1.1	0.3
75°	186.2	169.6	142.6	125.7	111.0	91.7	81.6	63.7	18.2	0.5	0.0
77.5°	37.2	33.7	30.2	27.5	25.9	22.2	21.1	17.4	7.5	0.3	0.0
80°	19.5	16.0	13.6	12.0	10.4	8.6	7.2	5.9	1.4	0.0	0.0
82.5°	18.7	12.6	9.1	7.5	6.4	5.1	4.0	3.0	0.8	0.0	0.0
85°	6.9	5.3	4.0	3.2	2.7	2.4	1.9	1.6	0.0	0.0	0.0
87.5°	1.1	0.8	0.8	0.5	0.5	0.3	0.3	0.3	0.0	0.0	0.0
90°	0.0	0.0	0.0	0.0	0.0	0.0	0.0	0.0	0.0	0.0	0.0



REPORT NUMBER: P162265

CATALOG NUMBER: ECM-E01-LED-E1-SL2-HSS-8030

**CANDELA DISTRIBUTION (continued):**

	125°	135°	145°	155°	165°	175°	180°
0°	56.4	56.4	56.4	56.4	56.4	56.4	56.4
2.5°	47.9	45.7	44.7	43.3	43.3	43.1	43.6
5°	39.9	36.9	34.8	33.2	33.4	32.6	32.9
7.5°	33.7	30.7	28.9	27.8	27.5	27.3	27.3
10°	29.1	26.5	24.9	24.1	23.8	23.8	23.8
12.5°	25.9	23.3	21.9	21.4	21.4	21.1	21.1
15°	23.3	21.1	19.8	19.3	19.3	19.0	19.3
17.5°	21.1	19.0	17.9	17.4	17.4	17.1	17.1
20°	19.3	17.4	16.3	15.5	15.5	15.2	15.5
22.5°	17.7	15.8	14.4	13.9	13.6	13.4	13.6
25°	16.0	14.2	12.8	12.0	11.8	11.8	11.5
27.5°	14.7	12.8	11.2	10.4	10.2	10.2	9.9
30°	13.4	11.2	9.6	8.8	8.6	8.6	8.6
32.5°	12.0	9.6	8.3	7.5	7.2	7.2	7.2
35°	10.7	8.3	6.9	6.2	5.9	5.9	5.9
37.5°	9.1	6.9	5.3	4.8	4.6	4.3	4.3
40°	7.8	5.3	4.0	3.5	3.0	3.0	3.0
42.5°	6.4	4.3	3.0	2.1	1.9	1.6	1.9
45°	5.3	3.2	1.9	1.1	0.8	0.8	0.8
47.5°	4.3	2.1	0.8	0.3	0.3	0.3	0.3
50°	3.2	1.4	0.3	0.0	0.0	0.3	0.3
52.5°	2.4	0.8	0.0	0.0	0.0	0.0	0.0
55°	1.4	0.3	0.0	0.0	0.0	0.0	0.0
57.5°	0.8	0.0	0.0	0.0	0.0	0.0	0.0
60°	0.5	0.0	0.0	0.0	0.0	0.0	0.0
62.5°	0.3	0.0	0.0	0.0	0.0	0.0	0.0
63°	0.3	0.0	0.0	0.0	0.0	0.0	0.0
65°	0.3	0.0	0.0	0.0	0.0	0.0	0.0
67.5°	0.0	0.0	0.0	0.0	0.0	0.0	0.0
70°	0.0	0.0	0.0	0.0	0.0	0.0	0.0
72.5°	0.0	0.0	0.0	0.0	0.0	0.0	0.0
75°	0.0	0.0	0.0	0.0	0.0	0.0	0.0
77.5°	0.0	0.0	0.0	0.0	0.0	0.0	0.0
80°	0.0	0.0	0.0	0.0	0.0	0.0	0.0
82.5°	0.0	0.0	0.0	0.0	0.0	0.0	0.0
85°	0.0	0.0	0.0	0.0	0.0	0.0	0.0
87.5°	0.0	0.0	0.0	0.0	0.0	0.0	0.0
90°	0.0	0.0	0.0	0.0	0.0	0.0	0.0

(END OF REPORT)